



Year 1 Curriculum Letter

Spring 2024

First Half Term Weeks 1 and 2

Scented Garden

Week 1 & 2 Engage

Welcome back! We hope you had a restful break! This term we would like to remind all families to read with their children every night. When you read please remember to record the name of the book in the Blue Communication Book. You can also challenge your child to write the name of the book themselves. We have seen a significant impact for the children who already read at home regularly.

Engage

Science



Music



For the first two weeks our focus will be Science, we will be learning about plants. We will identify the different parts of a plant and discover how they grow. We will sow our own seeds and take care of our plants to consolidate our learning and to understand how we take care of our environment.

In Music we will be exploring our new Music scheme 'Charanga'. The children will be developing their knowledge

of finding a beat, rhythm and tempo.

English



Our focus in English is to retell traditional stories. We are going to retell the story of Jack and the Beanstalk. We will create story maps talking about the key events and describing the characters. In week two, we will look at the features of a story; we will include a beginning, middle, and end. We will have opportunities to act out the story to develop our story language during independent learning.



These are the keywords for our Jack and the Beanstalk focus: **giant, golden, castle, beanstalk, climbed,** and **harp**. Your child could practise writing these words at home.

We are continuing to learn our phase 5 digraphs. At home, you could play buried treasure to review phase 5 digraphs. This is an interactive resource where your child can sort real and pseudo (fake) words.

<https://www.phonicsplay.co.uk/resources/phase/2/buried-treasure>

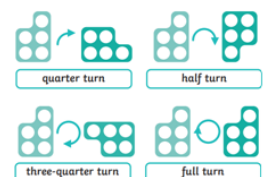
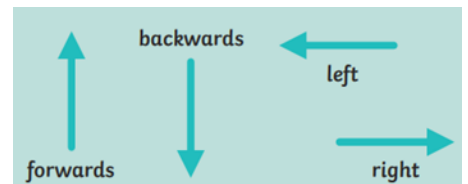
Maths





Our focus in Maths will be Geometry and how to use the correct language when describing position and direction, for example: quarter turn, half turn, three quarter turn, full turn, clockwise and anti-clockwise.


When describing where something is in relation to something else we will use the language of: left, right, next to, on top, above, below, underneath and over.


The children will be showing us specific movements using their bodies and then shapes. They will be describing the position of the class animal in relation to objects, for example, the giraffe is to the left of the globe.



Physical Education 	<p>During P.E. we will practise our strength and balance while using the apparatus and gymnastics equipment. We will also continue to build our running stamina by doing our daily 'mile' run, and by using the Adventure Trail and Climbing Frame.</p>
---	---

Religious Education 	<p>In R.E. we will be exploring Hinduism. For both week 1 and 2 we will be exploring places of worship and discussing why certain places and rituals are special to people.</p>
--	---

Relationship and Health Education (R.H.E.) 	<p>In R.H.E over the next two weeks we are going to remind the children about what good learning behaviour is and how to have safe and happy days at school which will allow them to learn with confidence.</p>
--	---

Wanted! 	<p>Each class uses lots of glue, tissues and masking tape over the term. Please send into school: a glue stick a box of tissues a roll of masking tape These do not need to be named, they will be shared in your child's class. Thank you to those families who have already sent these items into school.</p>
--	---

Dates for the term 	<p>Planting Together Sessions, please sign up using the link on the email sent in March:</p> <p>Monday 29th April- 10:15-11:15am Monday 29th April 2:00-3:00pm Tuesday 30th April 9:15-10:15am Tuesday 30th April 2:00-3:00pm</p> <p>Thursday 2nd May-School will be closed as it will be used as a polling station for elections.</p>
---	---

Learning at home

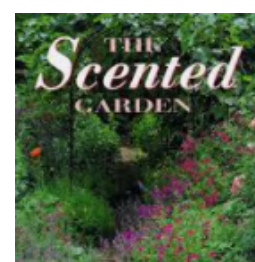
Below home learning activities for you to complete throughout this half term.

We hope you enjoy completing the home learning activities that are set on Google Classroom.

- Regular reading at home is vital to sustain progress and liaising with staff through the Home/School contact book is invaluable to your child. Children are encouraged to read each night and change the reading book each morning.
- Share the online Phonic Bug books with your child.
(<https://www.activelearnprimary.co.uk/login>)



- Plant bulbs and seeds at home and watch them grow. Bring in your plants (or photographs of them) to show your class.
- Grow a sunflower and keep a record of its height. Who can grow the tallest in the class?
- Keep a plant diary, explaining how you grew a plant. Include photographs or drawings of each stage of your plant's development.



- With an adult, search the web for examples of amazing plants and make your own weird and wonderful plant book.
- On a visit to the supermarket, find and discuss plants you can eat, including herbs, vegetables and fruit. Which part of the plant are they? The roots? The leaves? The flower? The stem?
- Visit a garden centre, florist or plant sale, or take a walk in your garden or local area. Amaze your adults with your knowledge of plant names. Find out the names of any plants you don't recognise.
- Read and talk about stories and poems with your adult on the theme of flowers and plants.
- Visit the local library and find non-fiction books about planting. Look for information using the contents and index pages. Write down any new facts you have learned and bring them in to share with the class.
- Grow a herb garden at home and use your herbs in some delicious recipes for your family and friends.
- Learn how to spell the names of some common flowering plants such as rose, daisy, iris and tulip.
- Paint or draw flowers growing in the local environment or in a vase or pot in your home. Find pictures online of famous flower paintings and talk about your likes and dislikes with your adult.
- Press flowers between the pages of a book and use them to make gifts or cards for your family and

Thank you,
The Year 1 Team