



Year 1 Curriculum Letter

Summer 2024

First Half Term, Weeks 3 and 4

Scented Garden


Develop

At the 'Develop' stage, children will improve their knowledge and understanding of the topic, develop and practise their new skills, compose, make, do, build, investigate and explore. They will also write and read for a range of purposes across the curriculum and follow new pathways of enquiry based on their interests.

Develop Science DT



Next week we will be planting together with families. The children will be exploring and developing their knowledge of what a plant needs to grow, and the parts of a plant.



In week 4 the children will be using their D.T. knowledge to design and make a growing flower using paper and sticks. We will also continue to discuss with the children about what a plant needs to grow and the common parts of a plant or flower.

English



Next week we will enjoy our planting together sessions. We are excited to plant seeds with our grown-ups. The sessions are on the following dates and times:

Monday 29th April- 10:15-11:15am

Monday 29th April 2:00-3:00pm

Tuesday 30th April 9:15-10:15am

Tuesday 30th April 2:00-3:00pm

After planting the seeds we will draw a diagram to show the process of planting seeds. Then we will write a recount explaining how to plant a seed. Our keywords for the next two weeks are **plants, seeds, stem, roots, sprout, leaves, and grow**. You can practise reading and writing these words at home.

In phonics, we are continuing to practise our blending skills when decoding words with digraphs. At home, you can practise this skill by exploring 'Phase 5 Obb and Bob'.

<https://www.phonicsplay.co.uk/resources/phase/5>

Maths




Next week in Maths we are going to be exploring money. First we will recap coins, identifying them and remembering each coins' value. Next we will introduce notes, we will learn how to identify them and learn what their value is. We will order coins and notes from smallest to largest value, the challenge will be to create different amounts using the coins and notes.






Physical Education


During P.E. we will further develop our strength and balance while using outdoor P.E. equipment. We will also continue to build our running stamina by doing our weekly 'mile' run, and by using the Adventure Trail and Climbing Frame.



Religious Education

 In R.E. we will be exploring Hinduism. We will be looking at the different Hindu gods and goddesses and the Hindu creation story, discussing its characters and events as a class.

Relationship and Health Education (R.H.E.)

 In R.H.E. we will be exploring what is healthy and unhealthy. We will discuss what these words mean, and the children will think of examples in their everyday life. We will then talk about ways we can be healthier. We will then talk about keeping ourselves well with medicine and a healthy lifestyle.


Wanted!

 Each class uses lots of glue, tissues and masking tape over the term. Please send into school:
 a glue stick
 a box of tissues
 a roll of masking tape
 These do not need to be named, they will be shared in your child's class. Thank you to those families who have already sent these items into school.

Dates for the term

 Planting Together Sessions, please sign up using the link on the email sent in March:
 Monday 29th April- 10:15-11:15am
 Monday 29th April 2:00-3:00pm
 Tuesday 30th April 9:15-10:15am
 Tuesday 30th April 2:00-3:00pm
 Thursday 2nd May-School will be closed as it will be used as a polling station for elections.

Learning at home


Below home learning activities are ideas for you to complete throughout this half term.

We hope you enjoy completing the home learning activities that are set on Google Classroom.

- Regular reading at home is vital to sustain progress and liaising with staff through the Home/School contact book is invaluable to your child. Children are encouraged to read each night and change the reading book each morning.
- Share the online Phonic Bug books with your child.
 (<https://www.activelearnprimary.co.uk/login>)



- Plant bulbs and seeds at home and watch them grow. Bring in your plants (or photographs of them) to show your class.
- Grow a sunflower and keep a record of its height. Who can grow the tallest in the class?
- Keep a plant diary, explaining how you grew a plant. Include photographs or drawings of each stage of your plant's development.



- With an adult, search the web for examples of amazing plants and make your own weird and wonderful plant book.
- On a visit to the supermarket, find and discuss plants you can eat, including herbs, vegetables and fruit. Which part of the plant are they? The roots? The leaves? The flower? The stem?
- Visit a garden centre, florist or plant sale, or take a walk in your garden or local area. Amaze your adults with your knowledge of plant names. Find out the names of any plants you don't recognise.
- Read and talk about stories and poems with your adult on the theme of flowers and plants.
- Visit the local library and find non-fiction books about planting. Look for information using the contents and index pages. Write down any new facts you have learned and bring them in to share with the class.
- Grow a herb garden at home and use your herbs in some delicious recipes for your family and friends.
- Learn how to spell the names of some common flowering plants such as rose, daisy, iris and tulip.
- Paint or draw flowers growing in the local environment or in a vase or pot in your home. Find pictures online of famous flower paintings and talk about your likes and dislikes with your adult.
- Press flowers between the pages of a book and use them to make gifts or cards for your family and friends

Thank you, The Year 1 Team