



# Year 1 Curriculum Letter

## Spring 2024

### Second Half Term, Week 9

## Splendid Skies

### Week 11 Innovate Stage

At the 'Innovate' stage, children will apply skills, knowledge and understanding in real-life contexts, solve real or imagined problems using everything they've learnt, get inspired by imaginative and creative opportunities and revisit anything not fully grasped at the 'Develop' stage.

#### Innovate Music Art Science



Last week our focus was Art and D.T. The children created a Mother's Day card, painting a front cover for it and writing a message to their mum. We hope you like your card. Next week the children will continue to create their sky inspired mixed media art. The focus will be looking at the foreground to add details that match and compliment the background. We will discuss collage and different media.

In Music we are using the Charanga scheme. We are learning to appreciate rhymes, find the beat of a song as well as high and low pitch.



#### English



Over the next two weeks we will be exploring a weather poem and then writing our own versions. The children will use a range of creative writing strategies for this, and use nouns, adverbs and adjectives. They will choose their own flower and describe how this flower moves and grows in different weather types.


Please continue to read with your child every night, as developing a love of literature is so powerful for children. Reading can include their school reading books, books from the Bug Club and bedtime stories.

#### Maths



We are learning about how division is the *inverse* (opposite) of multiplication and how we must share objects to make equal groups in order to divide. At home, please keep practising counting skills. Practise counting in 2s, 5s and 10s. This week we have focused on counting in 2s. This is our counting in 5s song:

<https://www.youtube.com/watch?v=EemjeA2Djjw>



#### Physical Education








Each week in P.E. we build on our overall fitness and stamina by completing weekly laps around the playground. The children challenge themselves to run further than they did the previous week.

We are also practising our balancing and moving safely on and off high and low apparatus.

We are learning the rules of tag rugby: how to stay within the playing field, defence, and safely pulling the 'bib' from another child. We will then move to safely passing a ball to our team members.



<b>Religious Education</b> 	<p>In R.E. the children will be reading and learning about the Easter story and why it is important to people of the Christian faith. We will learn the story by reading it from the Bible and watching animated clips about it.</p> 
<b>Relationship and Health Education (R.H.E.)</b> 	<p>In R.H.E. we will be playing 'Paired Fruit Salad'. Sitting in a circle, the children link arms with a partner sitting next to them. Each pair will get the name of a fruit (e.g. apple, plum, pear, banana, orange). When the teacher calls out 'apple' all the apple pairs change places with another apple pair. When the teacher calls out 'fruit salad' all pairs change places, making sure their arms stay linked. This teaches sharing, turn taking and team work.</p> 
<b>Wanted!</b>	<p>Please make sure your child has a <b>transparent, named water bottle</b> at school every day. Having a transparent water bottle helps us to monitor your child's water intake.</p>
<b>Dates for the term</b> 	<p>Thursday, 28th March: Last day of Term, school will end at 13:30          Tuesday 16th April-First day of Summer Term          Monday 29th and Tuesday 30th April-Planting Together Sessions, more information to follow.          Thursday 2nd May-School will be closed as it will be used as a polling station for elections</p>

# Learning at home

[Below home learning activities for you to complete throughout this half term.](#)

## **Below are some optional Splendid Skies home learning ideas that you might want to try this half term:**

- Learn how to fly a kite, asking an adult to help you.
- Visit your local library to look for stories about the weather. Which is your favourite?
- Go out on a rainy day to find the biggest, widest and deepest puddle!
- Make a weather chart and keep a record of the weather every day.
- Learn how to spell weather words such as rain, wind, snow, sun, storm, wet, dry, hot and cold.
- Go on a walk, taking photographs of signs of the season, such as buds, new leaves, blossom.
- Collect rainwater in a container. How much can you collect in a week?
- Show an adult how to make a shadow with a torch.
- Make a mini book containing pictures of yourself wearing outfits suitable for each season or weather type.
- Take your teddy with you for a day out. Write about where your teddy went, what you did together and what the weather was like.



We hope you enjoy completing the home learning activities that are set on Google Classroom.

- Regular reading at home is vital to sustain progress and liaising with staff through the Home/School contact book is invaluable to your child. Children are encouraged to read each night and change the reading book each morning.
- Share the online Phonic Bug books with your child.  
(<https://www.activelearnprimary.co.uk/login>)
- Enjoy the weekly Education City activities online with your child - this will be directly linked to the learning they are doing at school that week.



Thank you,

## The Year 1 Team