



Year 1 Curriculum Letter

Spring 2024

Second Half Term Weeks 6 and 7

Splendid Skies

Week 6 & 7 Engage

Welcome back! We hope you had a restful and happy half term break! Thank you to all the families who came to Open Evening. If you have not yet met with your child's teacher please speak to them about making an appointment before or after school. We are so excited to have started our new topic in Year 1; Splendid Skies.

Engage Music Art



During this half term we will be focusing on the landscapes and skylscapes of the artist Fred Cuming, using his work as inspiration for our own sky paintings. We will learn how to mix colours and how to create a wash effect. As part of our 'engage' we will be observing the weather and conducting the 'cloud in a jar' science experiment. During the first week of this topic we are going to discuss what Splendid Skies mean, creating word banks and defining new or unfamiliar words. In Music we will be creating music to represent different weather sounds. We will consider pitch and tempo. In I.C.T. we will be creating sky art on the programme 2Simple, thinking carefully about the colours and texture of the sky.



English




We are going to start this half term of our Splendid Skies topic with a focus on the weather. For the first two weeks we will be exploring the fable of 'The Wind and the Sun', which is about the characters of the Wind and Sun having a competition to find out who is the strongest. First, we will create actions to help us remember the story, then we will draw a story map and add keywords to it including adverbs of time, nouns, verbs and adjectives. Then we will be changing a character and adverb in the story to make it our own. This will prepare us for writing our own versions of the story.



Maths



In Maths, we will explore capacity. We will use scales to measure mass using blocks and natural objects. We will continue to model the language *heavy* and *light*. For example, which is the heaviest object?



We are still practising our numerals to 100. At home you can challenge your child to write their numbers to 100 and beyond.

We will also be grouping numbers in 2s, 5s and 10s. We are grouping concrete objects as well as recording arrays. We are challenging our learning by writing a repeated addition number sentence.

$$2+2+2+2=8$$


At home, please keep practising counting skills. Practise counting in 2s, 5s and 10s. This week we have focused on counting in 2s. This is our counting in 2s song:





<https://www.youtubekids.com/watch?v=GvTcpfSnOMQ>

Physical Education

Each week in P.E. we will build on our overall fitness and stamina by completing our weekly run around the playground. The children challenge themselves to run



	<p>further than they did the previous week.</p> <p>We will also be focusing on hand eye coordination this week by throwing, catching and kicking balls to a partner. We will use the story of 'John and Jasmine Learn to Juggle' to inspire us this week.</p>
---	---

Religious Education 	<p>In R.E. we will be recapping the vocabulary and language we have been learning about in R.E. so far this year. We will also be learning more about symbolism and language used in the Jewish faith.</p> 
Relationship and Health Education (R.H.E.) 	<p>In R.H.E. we will be recapping what it means to be safe, happy and learning at Beddington Infants' School. The focus of our discussion will be about what to do when the children hear the fire alarm and the importance of knowing about fire safety.</p>
Wanted!	<p>Please make sure that your child has wellies and a PE kit at school. P.E kits can be any colour as it makes it easier for the children to identify their own belongings—a simple t-shirt and shorts (not baggy as they can get caught on the apparatus). Please make sure that your child's name is on all items of clothing.</p>
Dates for the term 	<p>Thursday 7th March-World Book Day Dress up, come to school in a book inspired outfit, you can also come in your uniform if you prefer</p> <p>Thursday 28th March- Last day of Term, school will end at 13:30</p> <p>Tuesday 16th April-First day of Summer Term</p>

Learning at home

[Below home learning activities for you to complete throughout this half term.](#)

Below are some optional Splendid Skies home learning ideas that you might want to try this half term:

- Learn how to fly a kite, asking an adult to help you.
- Visit your local library to look for stories about the weather. Which is your favourite?
- Go out on a rainy day to find the biggest, widest and deepest puddle!
- Make a weather chart and keep a record of the weather every day.
- Learn how to spell weather words such as rain, wind, snow, sun, storm, wet, dry, hot and cold.
- Go on a walk, taking photographs of signs of the season, such as buds, new leaves or leaves falling from the trees.
- Collect rainwater in a container. How much can you collect in a week?
- Show an adult how to make a shadow with a torch.
- Make a mini book containing pictures of yourself wearing outfits suitable for each season or weather type.
- Take your teddy with you on holiday or a day out. Write about where your teddy went, what they did and what the weather was like.
 - Regular reading at home is vital to sustain progress and liaising with staff through the Home/School contact book is invaluable to your child. Children are encouraged to read each night and change the reading book each morning.
 - Share the online Phonic Bug books with your child. (<https://www.activelearnprimary.co.uk/login>)



Thank you,
The Year 1 Team