



# Year 1 Curriculum Letter

## Spring 2024

### Second Half Term, Weeks 8

## Splendid Skies

### Week 8 and 9 **Develop**

At the '**Develop**' stage, children will improve their knowledge and understanding of the topic, develop and practise their new skills, compose, make, do, build, investigate and explore. They will also write and read for a range of purposes across the curriculum and follow new pathways of enquiry based on their interests.

#### Develop


#### Art

Over the next two weeks we will be finishing our sky art, inspired by the artist **Fred Cumming**. We will be using paint and mixed media collage to create a weather scene.

We will also be using our 'thinking hats' to evaluate our art. Giving our artwork a name, writing about what we liked about it and what we would do differently next time.

In music we will be using instruments to create the sounds of weather.

In I.C.T we are going to be creating an online weather map for the United Kingdom, using our knowledge of our country and using the correct symbols to represent the weather.



#### English



For the next two weeks we will be exploring **non-chronological weather reports**. The children are going to write a non-chronological report about different everyday weather types and the activities you usually do in them (eg. jumping in puddles in the rain). The children will use nouns, verbs and adjectives, and as always we will be modelling and encouraging correct letter formation, capital letters and full stops.

#### Maths



In continuing to group numbers in 2s, 5s and 10s, we are recording arrays as repeated addition or multiplication sentences.

We are challenging our learning by introducing key mathematical vocabulary - 'multiplicand', 'multiplier' and 'product'.

At home, please keep practising counting skills. Practise counting in 2s, 5s and 10s. This week we have focused on counting in 2s. This is our counting in 5s song:

<https://www.youtube.com/watch?v=EemjeA2Djjw>



#### Physical Education



Each week in P.E. we build on our overall fitness and stamina by completing our weekly laps around the playground. The children challenge themselves to run further than they did the previous week.


We will also be focusing on hand eye coordination this week by throwing, catching and kicking balls to a partner. We will use the story of *Sammy Squirrel and his Rolling Nuts* to inspire us this week.







#### Religious Education



In R.E we are learning about the Jewish faith, focusing on religious words, features of Jewish life and key people in Judaism. We will be learning about The Shema, a prayer from the book of Deuteronomy 6: 4-9; an important prayer which is kept on doorposts in many homes.



<b>Relationship and Health Education (R.H.E.)</b> 	In R.H.E. we will be learning a song from our Jigsaw scheme about dreams and goals. At the end of the week ask your child if they can sing you the song! 
<b>Wanted!</b> 	Please make sure your child has a <b>transparent, named water bottle</b> at school every day. Having a transparent water bottle helps us to monitor your child's water intake.
<b>Dates for the term</b> 	Thursday, 28th March: Last day of Term, school will end at 13:30 Tuesday 16th April-First day of Summer Term Monday 29th and Tuesday 30th April-Planting Together Sessions, more information to follow. Thursday 2nd May-School will be closed as it will be used as a polling station for elections

# Learning at home

Below home learning activities for you to complete throughout this half term.

**Below are some optional Splendid Skies home learning ideas that you might want to try this half term:**

- Learn how to fly a kite, asking an adult to help you.
- Visit your local library to look for stories about the weather. Which is your favourite?
- Go out on a rainy day to find the biggest, widest and deepest puddle!
- Make a weather chart and keep a record of the weather every day.
- Learn how to spell weather words such as rain, wind, snow, sun, storm, wet, dry, hot and cold.
- Go on a walk, taking photographs of signs of the season, such as buds, new leaves or leaves falling from the trees.
- Collect rainwater in a container. How much can you collect in a week?
- Show an adult how to make a shadow with a torch.
- Make a mini book containing pictures of yourself wearing outfits suitable for each season or weather type.
- Take your teddy with you on holiday or a day out. Write about where your teddy went, what they did and what the weather was like.



We hope you enjoy completing the home learning activities that are set on Google Classroom.

- Regular reading at home is vital to sustain progress and liaising with staff through the Home/School contact book is invaluable to your child. Children are encouraged to read each night and change the reading book each morning.
- Share the online Phonic Bug books with your child.  
(<https://www.activelearnprimary.co.uk/login>)
- Enjoy the weekly Education City activities online with your child - this will be directly linked to the learning they are doing at school that week.



Thank you,  
The Year 1 Team