



Year 1 Curriculum Letter

Spring 2024

First Half-Term, Week 4

Community Explorers

Weeks 4 **Innovate**

At the '**Innovate**' stage, children will apply skills, knowledge and understanding in real-life contexts, solve real or imagined problems using everything they've learnt, get inspired by imaginative and creative opportunities and revisit anything not fully grasped at the 'Develop' stage.

Innovate History Music



Over the next week the children will focus on History by comparing how things have changed from the past to now. The focus will be on how Beddington Infants' School has evolved and changed over time and whether they have the same experiences as the children from the past. If you, or someone you know, attended this school we'd love to hear from you. You could join us in classes or our year group assembly, talk to the children via a virtual link, write the information or send in pictures.



During independent learning we will be exploring a large scale aerial view map of our local community, noticing local landmarks.

During Music we will be incorporating instruments to create a beat to our chosen class song, discovering how the sound makes us feel and how to correctly use an instrument to accompany the beat.

In I.C.T we are going to be exploring e-safety, making sure that we understand how to stay safe online.

English



Year 1 will be exploring the story of 'The Little Gardener'. We will use Talk for Write to retell the story.

Next we will create story maps of the main parts of the story which will include pictures and captions. We will be encouraging the children to independently use adjectives (describing words) and conjunctions (joining words).



Maths



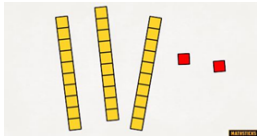

Please join us for our **Maths Learning Together Sessions**, an email with an online booking form has been sent out:




Giraffes: Tuesday 30th January at 9.00am -10.15am

Zebras: Tuesday 30th January at 1.45pm – 3.00pm

Elephants: Wednesday 31st January at 1.45pm – 3.00pm

In Maths we are exploring place value. We are using concrete objects to represent numbers. We are using Dienes and place value cards to show ones, tens and hundreds. We are partitioning the numbers and recording number sentences. For example $32 = 30 + 2 = 32$. We have played this game on the interactive white board during independent challenges. We

	<p>are practising counting in tens and ones to find the number. You could try this game at home (using this link) to consolidate your child's learning.</p>  <p>https://www.topmarks.co.uk/learning-to-count/place-value-basketball</p>
Physical Education 	<p>In P.E. we will be improving our muscle strength by making a range of shapes with our bodies when we use apparatus indoors and outdoors.</p> <p>We will also be continuing to practise our ball skills, sideways jumps and balancing during independent learning.</p>

Religious Education 	<p>Sacred Christian Writings will be the focus in R.E. over the next two weeks. Following on from Christmas we will be exploring the New Testament in the Bible after Jesus' birth.</p>
Relationship and Health Education (R.H.E)	<p>We will be learning about how we are similar to each other and how to celebrate and appreciate differences, our uniqueness. One of the ways we do this is by playing the 'yes' or 'no' game, for example: 'do you like apples?' the children then walk to the yes or no side of the classroom.</p> 
Wanted!	<p>Please make sure your child has a transparent, named water bottle at school every day. Having a transparent water bottle helps us to support your child's water intake and improves learning potential.</p>
Dates for the term 	<p>Thursday 8th February: Open Evening-An email will be sent to you with the booking link on the 1st February.</p> <p>Please join us for our Maths Learning Together Sessions, an email with an online booking form has been sent out: Giraffes: Tuesday 30th January at 9.00am -10.15am Zebras: Tuesday 30th January at 1.45pm – 3.00pm Elephants: Wednesday 31st January at 1.45pm – 3.00pm</p> <p>Monday 12th-Friday 16th February: Half-Term Monday 19th February: First day of Spring Term 2</p>

Learning at home

[Below home learning activities for you to complete throughout this half term.](#)

Below are some additional Community Explorers home learning ideas that you might want to complete with your child.

- Keep a street diary updated with all the exciting things that happen in your street. Remember to use interesting adjectives and verbs.
- Look in detail at the outside of your own house and make a careful observational drawing.

- Draw a plan or map of your ideal neighbourhood. Who would you like to have living on your street? You might choose fairytale characters, sports champions or pop stars. What type of house would your ideal neighbours have? Create a key to show features on your map. What local amenities would your residents need? For example, Harry Potter might need a wand shop, and Rapunzel might need hairdressers!
- Visit your local museum with your grown ups. Handle some artefacts from homes in the past. Draw and write about them to show your friends at school. Can they use the pictures to guess what the artefacts were used for?
- Watch a clip of a film made to show what family life was like in the 1900s. Talk to your grown ups about how life was different for children in the past. Draw pictures and write some sentences to share at school.
- Arrange with your family to do something to improve the local community. This could be litter picking, helping a neighbour with some shopping or volunteering at a local charitable organisation. Take a picture of the work you did. Write about how it made you feel.
- Interview someone who has lived in your community for a long time, perhaps an elderly relative or neighbour you know well. What changes have they seen? Which things are better or worse today?
- Draw and label a design for your own fantasy home. What will your home be built from? How will you get in and out of your house? What will you have in your garden? Make a model of your fantasy house using junk materials.
- Watch time-lapse footage or look at step-by-step photographs of a house being built. Find out and list the types of building machinery needed to build a house. Draw or download images of each vehicle and write a description of what it is used for. Perhaps you could make a non-fiction book or PowerPoint presentation to show what you have found out?
- Visit a local shop with your grown up. Write a shopping list before you go. Pay for your shopping and work out your change.
- Make a leaflet or short film all about your local community. Include drawings, photographs or footage to show what you can see and do in your local area. Write or record your thoughts on what it's like to live there as well as ideas for improving it.

We hope you enjoy completing the home learning activities that are set on Google Classroom.

- Regular reading at home is vital to sustain progress and liaising with staff through the Home/School contact book is invaluable to your child. Children are encouraged to read each night and change the reading book each morning.
- Share the online Phonic Bug books with your child.
(<https://www.activelearnprimary.co.uk/login>)



Thank you,
The Year 1 Team