




Year 2 Curriculum Letter

Autumn 2023

Second Half Term, Weeks 8 and 9



We hope you had a happy half term holiday.

The children really enjoyed their first half term in Year 2 and settled very well into their new learning environment. The topic of 'Beat, Band Boogie' really captured the children's imagination, motivating them to learn new skills and explore a range of engaging and creative challenges.

Exploring how to play instruments really helped the children to **Engage** with the topic. After talking about their knowledge of orchestras, the children **Developed** their understanding of how different instruments are played. They also investigated how the recording and sharing of music has changed over time, they were fascinated to hear about cassette tapes! Thank you to everyone who was able to join us for the Learning Together Sessions, we hope you enjoyed them. During the **Innovate** stage of the topic, the children collaborated in small groups to create their own marching bands. They decided on the name for their band, the instruments each person would play and how to record their ideas. For the final stage of the topic, **Express**, the children enjoyed recording the performances of their marching bands.

The pictures below show just some of the amazing learning in Year 2 last half term. Please remember to look at the school website for pictures, news and videos about learning throughout the term.




This term the topic is:

'BRIGHT LIGHTS, BIG CITY'

Weeks 8 & 9 Engage

In the 'Engage stage', we will introduce our new topic: Bright Lights, Big City, immersing the children in information about London in the past and the present.

Engage History DT



The children will create a class circle map to show their current knowledge and understanding about cities, in particular London.

They will discuss the location of London and explore finding it on both maps of the UK and the world.

The children will think about different events that take place in London, as a capital city, including relevant calendar events such as the Remembrance Day commemorations. They will learn historical facts around Remembrance Day and how this event is marked in the city of London and elsewhere across the United Kingdom.

The children will discuss how London has changed over time and learn key facts relating to The Great Fire of London. They will consider how information from this time was recorded and how people may have felt. The children will plot key events on a timeline. They will make bread and learn about how it relates to The Great Fire of London. The children will also experience writing with a quill and discuss how this experience links to their History learning and developing writing skills.



English



The children will review their phonic knowledge during daily Phonics sessions. The Phonics sessions help them to develop both reading and writing skills. This term in particular, they will be reading information texts and information online to support their learning. The children will consider how to record key information in their own words, enabling them to demonstrate an understanding of the content. They will explore the features of explanation texts and retrieve information for their own writing about the historic event of The Great Fire of London.

The children will also develop their application of key skills such as using capital letters, full stops, finger spaces and conjunctions consistently and correctly in their writing. As part of the process of making bread, the children will explore the features of instructions and write their own sets of instructions.

Recipe to make bread

Ingredients

500g of brown flour
200g of white flour
1 packet of dried yeast
2 spoons of sugar
2 spoons of salt
450ml of warm water



Wash your hands before you start.


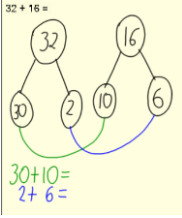







Method

1. First mix all the ingredients together in a large bowl.

2. Next knead the dough until it is stretchy.

3. Leave the dough in a warm place to prove.

4. When the dough is ready, shape it into a bun, flat it or choose a shape of your own.

<p>Maths</p> 	<p>Numbers – Place value, addition and subtraction The children will explore how they can extend their mental maths and rapid recall skills of number bonds to 10, 20 and 100.</p> <p>Numbers – Addition and Subtraction The children will consolidate their knowledge of adding two, two digit numbers using manipulatives as well as their own images and mental skills. The children will use the partitioning method to subtract two, two digit numbers and apply this to solving problems.</p> 
<p>Physical Education</p> 	<p>The children will develop dynamic and static skills through balancing on different parts of their bodies. They will explore combining a sequence of balances, incorporating a piece of low apparatus such as a bench or a low beam.</p> <p>The children will also continue to build up their skills and stamina by taking part in gross motor challenges in the outdoor learning environment every day and regularly taking part in the daily mile.</p>
<p>Earth Awareness</p> 	<p>Sports Premium funding will enable the children to take part in Earth Awareness, one afternoon each week. The Earth Awareness sessions will be led by the Year 2 adults. Having looked at habitats that are present in the school grounds, the children will identify how the animals and plants that live there are suited to the environment. They will then develop ways that we can further protect these habitats.</p>
<p>Religious Education</p> 	<p>After a review of our knowledge about Diwali, the children will use books, discussion, videos and pictures to learn how Diwali is celebrated. They will explore the key aspects of the celebration such as Rangoli patterns and the story of Rama and Sita.</p>
<p>RHE (Relationship & Health Education)</p> 	<p>The children will explore firework safety and consider how they can stay safe. They will further explore how they can all take responsibility towards building a positive learning community and environment for everyone. Through discussions, reviews, and evaluating challenges, they will consider their rights and responsibilities as learners in our school, particularly focussing on whole school values and ethos.</p>
<p>Music</p> 	<p>The children will continue to be introduced to the songs in our Christmas production, listening to the melodies and discussing the lyrics. They will explore echoes by singing as a group. The children will also explore tempo with clapping and simple percussion instruments. They will listen to 'The Last Post' and consider how music can add to the mood of a situation.</p>
<p>Library Books</p> 	<p>We hope your child has been enjoying sharing their school library book with you. Please remember these can be changed each Wednesday, as long as they have returned the one they had previously.</p> <p>If they have finished reading the book before Wednesday, they are welcome to return the book to school and leave it in their tray.</p>
<p>Dates for the term</p> 	<p>Tuesday, 31st October - Making Bread, please see email sent before half term for a list of ingredients.</p> <p>Monday, 13th November - Trip to Wallington War Memorial</p> <p>Friday, 17th November - Mufti Day - BBC Children in Need – Children are welcome to wear Mufti (own clothes) and bring a donation for the Gift Box which will be donated to Children in Need on your behalf.</p> <p>Wednesday, 6th December - Year 2 Christmas production dress rehearsal to the rest of the school and Year 3 and siblings from Holy Trinity.</p> <p>Thursday, 7th December - Year 2 Christmas production for families - 2.00pm and 7.00pm.</p> <p>Friday, 8th December - Christmas lunch for all children (children who normally have packed lunch are welcome to have a hot dinner for this special occasion or bring a packed lunch as usual) and Parties for children in Reception, Year 1 and Year 2.</p>

Monday, 18th December, Tuesday 19th December, Wednesday 20th December - Whole School 3.20-3.40 Sharing Learning Session, Visit your child's classroom so they can show you their learning.
Thursday, 21st December - Carol service at St Mary's Church - 9:30am and End of term at 1:25pm.

Learning at Home



- Regular reading at home is vital to sustain progress and liaising with staff through the Home/School Contact book is invaluable to your child. Children are encouraged to read each night and change the reading book each morning. They are also encouraged to make their own comments in the communication book about their reading, where they can.

- Please share your child's weekly learning at home with them. The learning is given to the children on a Friday and should be completed and returned to school by the following Wednesday each week.

- Share a Phonic Bug book with your child whenever possible.

(<https://www.activelearnprimary.co.uk/login>)

Remember your child's log in details are stuck in the back of their blue home school communication book. New ebooks will be allocated each Friday.

Other ideas you might like to try...

- Make your own cityscape artwork and take it to school to share with the class.
- Create a 2-D city shape picture. Can you label the shape names? What are the properties of the shapes in your picture?
- Search the web with an adult to find images of different cities in the world. Create a scrapbook of your favourite cities and include pictures, labels and captions. Can you find and record one or more facts about each city?
- Create and label a picture or map of a fantasy city. What type of buildings would be in your city and what would they look like? What transport would people use in this city?
- Build a real or fantasy city using Lego, blocks or 3-D junk material from home. Play with your city using figures and vehicles.
- Draw a map of a city and direct a toy car or figure using words such as forwards, backwards, straight ahead, left, right, up, down, under and over. You can use numbers too, if you like.
- Create your own city song to the tune of 'The Wheels on the Bus'. Your song could start with, 'I went to the city and there I saw...'

Thank you!
Year 2 Team

