



# Year 2 Curriculum Letter

## Autumn 2023

### First Half Term Week 2 and 3

# BEAT BAND BOOGIE!

**Week 2 & 3 Engage** In the Engage stage, we will introduce the Beat Band Boogie topic, immersing the children in listening to and creating music.

## Engage

### Music

### Art



The children will create a class circle map to show their current knowledge and understanding about bands, musical instruments and orchestras. They will also think about the things they would like to know and form their own questions, to be answered during this half term.

In small groups the children will explore the sound of a range of instruments make and learn how to correctly play them along with naming each instrument. The children will learn about the parts of an orchestra and the characteristics of families of instruments. Collaborating as a Year Group they will set up the role-play area with information about instruments and orchestras.

The children will learn about the work of the artist Wassily Kandinsky, specifically how he painted abstract pictures whilst listening to music.

The children will then create their own Kandinsky inspired artwork through listening to music and creating their own representation of what they hear.

### English



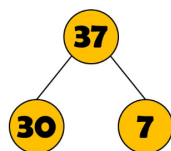
The children will review their phonic knowledge during daily phonics sessions. They will apply their phonic knowledge to spell new words, making labels and captions for the role-play area. The children will also develop their application of key skills such as using capital letters, full stops, finger spaces and conjunctions consistently and correctly in their writing. They will read poems about the Autumn and use their own ideas to write poems in groups.

The children will use their phonic skills to read non-fiction texts about musical instruments. They will use their reading experiences to help them create their own non-fiction texts about musical instruments. Through reading and writing activities they will develop their ability to read and spell common exception words.

### Maths



#### Numbers – Place Value



The children will reinforce and review accurate and effective counting by placing items in groups of ten. They will develop their understanding of the value of each digit in a number and different ways this can be represented by manipulatives or images. The children will develop their understanding of the vocabulary related







to comparing and ordering numbers correctly.

### Physical Education



The children will develop their co-ordination through moving in different directions and into spaces, using movements such as hopping, jumping and stepping. They will take part in team activities using these key skills.

The children will explore moving in time with a beat. They will develop the ability to move in unison with a beat and each other as they explore the movements of marching bands.

<b>Earth Awareness</b> 	Sports Premium funding will enable the children to take part in Earth Awareness, one afternoon each week. The Earth Awareness sessions will be led by the Year 2 adults and will enable the children to further explore the school grounds whilst developing new skills such as observational skills, team-working skills and social skills with children in their class.
<b>Religious Education</b> 	The children will review what they already know about churches as a place of worship for Christians. Through the use of books, discussion and pictures they will learn how churches can be very different in their physical structure both inside and outside.
<b>RHE (Relationship &amp; Health Education)</b> 	The children will explore their hopes and dreams for this year. They will discuss how to recognise when they are worried about something and who to talk to. They will then go on to talk about their rights and responsibilities as a member of their class and Beddington Infants' School. The children will explore how they feel as a member of a community.
<b>Wanted!</b> 	The children learn both inside and outside every day. We have waterproof coats and trousers in school for the children to wear. If your child has not already brought a pair of wellingtons into school this term, please send a pair into school for your child to wear. The children can leave their wellington boots in school, so they are here when they need them. Any colour or style is fine, <b>please make sure they are named.</b>
<b>Library Books</b> 	Each Wednesday your child will have the opportunity to choose a library book from the school library. This might be a fiction or non-fiction book, that your child chooses to share at home with you.  The children can change their library book <b>every Wednesday</b> , as long as they have returned the one they had previously.  Please ensure your child returns their book to school each Wednesday, so they can choose a new book. If they have finished reading the book <b>before Wednesday</b> , they are welcome to return the book to school and leave it in their tray.
<b>Dates for the term</b> 	Thursday 19th October Open Evening.  Friday 20th October INSET Day – (no school for children)

# Learning at home

- Regular reading at home is vital to sustain progress and liaising with staff through the Home/School Contact book is invaluable to your child. Children are encouraged to read each night and change the reading book each morning.
- Learning at Home will be shared with you and your child each week on a Friday from Friday 15th September. It will be in a folder, like in Year 1 and should be completed and returned by the following Wednesday.



## Other ideas you might like to try this half term.....

- Make a container telephone with someone in your house. You could carry out some investigations with your telephone:
  - 🔍 Which connectors transfer the sound most effectively?
  - 🔍 What is the longest connector you can use and still transfer a message?
  - 🔍 Does the connector need to be taught?
- With an adult watch a brass band online. Create your own musical band at home with your family.
- Compose your own music or play a well-known tune
- Record some sounds at home to create your own sound quiz.
- With an adult use the internet to find out about traditional instruments from countries around the world. Can you draw the instruments or locate the countries on a world map?
- Find a poem, nursery rhyme or song about marching. Learn it by heart and perform it at school.

Thank you  
Year 2 Team