







Overview of Foundation Stage Curriculum Nursery

The Nursery Curriculum stems from the interests of the children within the cohort. Each topic is developed to reflect this and will therefore vary each year. Topics may last half a term or a few weeks depending on the interests of the children. Thus each half term may have more than one topic.

		Autumn 1  All about me	Autumn 2  Autumn	Spring 1  Storytelling	Spring 2  Shopping	Summer 1  Creatures	Summer 2  Change
Prime Areas	Personal, Social and Emotional Development Making relationships Self-confidence and self-awareness Managing feelings and behaviour	<ul style="list-style-type: none"> Form a special friendship. Separate from main carer with support. Seek comfort from familiar adults and distract ourselves when we become upset. 	<ul style="list-style-type: none"> Initiate play with others'. Express own preferences and interests. Learn how to turn take and share resources. 	<ul style="list-style-type: none"> Keep play going by responding to others'. Enjoy carrying out jobs. Learn to accept others' needs and consider others' feelings. 	<ul style="list-style-type: none"> Play in a group and listening to each other's ideas. Share our own ideas with confidence to the whole class. Become more familiar with boundaries set in different settings e.g. a school trip. 	<ul style="list-style-type: none"> Initiate conversations with adults and peers. Become more outgoing in unfamiliar situations. Start to negotiate situations with friends. 	<ul style="list-style-type: none"> Take steps to resolve conflicts with others'. Reflect on what we have done well. Start to negotiate situations with friends.
	Physical Development Moving and handling Health and self-care	<ul style="list-style-type: none"> Demonstrate control in using different tools. Communicate needs. 	<ul style="list-style-type: none"> Move confidently in a variety of ways. Use the toilet confidently and independently. 	<ul style="list-style-type: none"> Hold mark making tools confidently in a dominant hand. Understand that tools and equipment needs to be used safely. 	<ul style="list-style-type: none"> Copy or write letters focusing on our names. Recognise danger and think about how to be safe in different environments. 	<ul style="list-style-type: none"> Write our names using correct formation. Become more confident in dressing and undressing. 	<ul style="list-style-type: none"> Demonstrate control and coordination. Participate in Tennis sessions. Think about how to be healthy.
	Communication and Language Listening and attention Understanding Speaking	<ul style="list-style-type: none"> Listen carefully to stories. Understand simple instructions. 	<ul style="list-style-type: none"> Follow directions. Understand what things are used for. 	<ul style="list-style-type: none"> Recall events from stories and repeat phrases. Understand and use prepositions. 	<ul style="list-style-type: none"> Listen to others in small groups. Begin to understand and answer 'how' and 'why' questions. 	<ul style="list-style-type: none"> Listen and respond to others' ideas. Enjoy jokes and humour in books. 	<ul style="list-style-type: none"> Maintain attention and focus for longer periods of time. Listen sensitively to others' ideas.
Specific Areas	Literacy Reading Writing	<ul style="list-style-type: none"> Share our favourite stories and listening carefully to stories. Mark marks in different ways. 	<ul style="list-style-type: none"> Read books with no words and creating our own stories. Talk about the marks we make. 	<ul style="list-style-type: none"> Read and retell fairy tales using props and puppets. Write our own stories and tickets for our shows. 	<ul style="list-style-type: none"> Read stories with rhyme and alliteration. Write for a purpose such as shopping lists for our shopping trip. 	<ul style="list-style-type: none"> Play games based on alliteration and using non-fiction books and computers to find out information. Write our names with correct letter formation. 	<ul style="list-style-type: none"> Play games related to phonemes and 'sound talk'. Label our drawings. Write in different contexts for a purpose. Confidently talk about our marks.
	Mathematics Numbers Shape, space and measure	<ul style="list-style-type: none"> Recite number names in sequence. Become familiar with a routine and think about specific times e.g. home time, story time, etc. 	<ul style="list-style-type: none"> Experiment with making marks to show amounts. Categorise objects by size and use language related to size. 	<ul style="list-style-type: none"> Think about how numbers are related to our everyday lives. Understand and use prepositional language. 	<ul style="list-style-type: none"> Look for numerals in the environment. Look for shapes in the environment and show an interest in arranging shapes through construction and puzzles. 	<ul style="list-style-type: none"> Count and compare amounts. Create patterns and use familiar names to describe shapes. 	<ul style="list-style-type: none"> Count larger sets of objects and recognise numerals. Explore change and difference by comparing objects by shape, size, height and weight.
	Understanding the World People and communities The world Technology	<ul style="list-style-type: none"> Becoming familiar with a new environment. Talk about traditions and learn about celebrations such as Harvest. Using 2SimpleSoftware to create pictures and learning how to print. 	<ul style="list-style-type: none"> Observe nature and make comparisons with natural objects. Talk about traditions and learn about celebrations such as Christmas. Use the light box to make creations with natural objects. 	<ul style="list-style-type: none"> Talk about what we have done over the holidays and talk about special times. Plant bean plants and watch them grow. Use technology to capture wildlife and nature. 	<ul style="list-style-type: none"> International Week – compare places and ways of life. Ask questions about why things happen-think about cause and effect. Use technology to capture our experiences. 	<ul style="list-style-type: none"> Think about things that make us special. Share our learning with our families. Plant fruits and vegetables in the garden and explore growth. Show care and concern for animals by looking after our butterflies. Farm animal visit. Use computers to find out information. 	<ul style="list-style-type: none"> Show an interest in different occupations. Visits from adults with different jobs. Think about how to be healthy. Look at changes in animals, plants and ourselves. Confidently complete a programme using the computer or iPad.
Expressive Arts and Design Exploring and using media and materials Being imaginative	<ul style="list-style-type: none"> Join in with singing familiar songs. Explore using different media to create effects. 	<ul style="list-style-type: none"> Move confidently in different ways. Explore what happens when you mix colours. 	<ul style="list-style-type: none"> Explore using instruments in response to stories. Engage in imaginative role play. Put on shows for our friends. 	<ul style="list-style-type: none"> Use various construction materials. Use props to support role play. 	<ul style="list-style-type: none"> Select tools needed and use them safely. Tell stories with friends. 	<ul style="list-style-type: none"> Confidently represent ideas in a variety of ways and share them with others'. Create our own stories using props. 	