



Year 2 Curriculum Letter Autumn 2020 Second Half Term Weeks 9 and 10



We hope you had a happy and safe half term holiday.

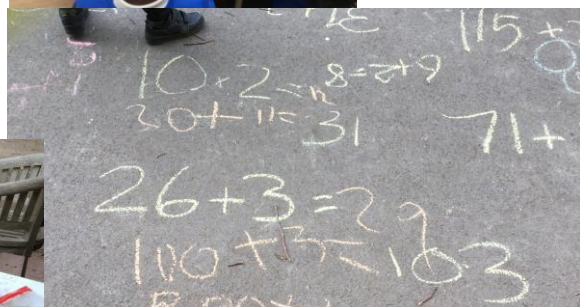
The children really enjoyed their first half term in Year 2 and were pleased to be learning together as a Year Group bubble.

The topic of 'Beat, Band Boogie' really captured the children's imagination, motivating them to learn new skills. Exploring how to play instruments really helped the children to **Engage** with the topic.

After talking about their knowledge of orchestras, the children **Developed** their understanding of how different instruments are played. They also investigated how the recording and sharing of music has changed over time, they were fascinated to see cassette tapes!

During the **Innovate** stage of the topic, they collaborated in small groups to create their own marching bands. They decided on names for their bands, the instruments each person would play and how to record their ideas. For the final stage of the topic, **Express**, the children enjoyed recording the performances of their marching bands.

The pictures below show just some of the amazing learning in Year 2 last half term. Please remember to look at the school website for pictures, news and videos about learning throughout the term.



This term the topic is:

Bright Lights, Big City'

Weeks 9 & 10 Engage In the engage stage, we will introduce the Bright Lights, Big City topic, immersing the children in information about London in the past and the present.

Engage
History
DT



The children will create a class circle map to show their current knowledge and understanding about cities, and in particular London.

They will discuss the location of London and be able to place it correctly on a map. The children will think about different events that take place in London, as a capital city, including Remembrance Day commemorations. They will learn the historical facts around Remembrance Day and how this event is marked in the city of London and elsewhere across the United Kingdom.

The children will discuss how London has changed over time and learn key facts relating to The Great Fire of London. They will consider how information from this time was recorded and how people may have felt. The children will plot key events on a timeline. They will make bread and learn about how it relates to The Great Fire of London.



Co-operating as a Year Group, the children will use the information they have learnt about London to create a model of the city in the role-play area, incorporating key landmarks such as Tower Bridge and the River Thames.

English



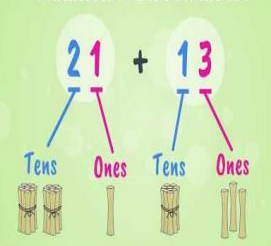
The children will review their phonic knowledge during daily Phonics sessions. The Phonics sessions help them to develop both reading and writing skills. This term in particular, they will be reading information texts and information online to support their learning. The children will consider how to record key information in their own words, enabling them to demonstrate an understanding of the content. They will explore the features of explanation texts and retrieve information for their own writing about how The Great Fire of London started.

The children will also develop their application of key skills such as using capital letters, full stops, finger spaces and conjunctions consistently and correctly in their writing. After making bread, the children will explore the features of instructions and write their own sets of instructions.

Maths



Addition of Two Numbers



Numbers – Addition and Subtraction







The children will develop their understanding of adding and subtracting a two-digit number to and from a two-digit number. The children will draw their own images, such as part-whole models, to help them complete the calculations. They will explore the different methods that can be used and how they can check their answers using the inverse calculation.

Physical Education



The children will develop dynamic and static skills through balancing on different parts of their bodies. They will explore combining a sequence of balances, incorporating a piece of low apparatus.

The children will also continue to build up their stamina by regularly taking part in the daily mile.

Religious Education 	After a review of our knowledge about Diwali, the children will use books, discussion, videos and pictures to learn how Diwali is celebrated and the key aspects of the celebration such as Rangoli patterns. 
Personal, Social, Health and Citizenship Education (PSHCE) 	The children will explore firework safety and consider how they can stay safe. They will explore the theme of 'Getting On and Falling Out'. They will begin to understand that people don't always see situations in the same way and everyone can have an individual viewpoint. The children will consider how we can respect each other's viewpoints when making a decision as a group.
Music 	The children will continue to listen to and learn songs related to The Starcatcher story. They will explore echoes by singing as a group. The children will also explore tempo with clapping and simple percussion instruments. They will listen to 'The Last Post' and consider how music can add to the mood of a situation.
Wanted! 	The children learn both inside and outside every day. We have waterproof coats and trousers in school for the children to wear. Thank you to everyone who has already sent in a pair of wellingtons for their child. If you have not sent in a pair of wellington boots for your child, please do so as soon as possible. The children can leave their wellington boots in school, so they are here when they need them. Any colour or style is fine, please make sure they are named.
Dates for the term 	Friday 13 th November Mufti-Day for Children in Need. Please note that the proposed trip to Wallington War Memorial on Monday 9 th November will not be taking place.

Learning at Home



- Regular reading at home is vital to sustain progress and liaising with staff through the Home/School Contact book is invaluable to your child. Children are encouraged to read each night and change the reading book each morning.

- Share the free e-learning trial with your child by reading Phonic Bug books with them (<https://www.activelearnprimary.co.uk/login>) and exploring the Education City activities online (www.educationcity.com). If you have any questions, please ask your child's class teacher.



Other ideas you might like to try...

- Make your own cityscape artwork and take it to school to share with the class.
- Create a 2-D city shape picture. Can you label the shape names? What are the properties of the shapes in your picture?
- Search the web with an adult to find images of different cities in the world. Create a scrapbook of your favourite cities and include pictures, labels and captions. Can you find and record one or more facts about each city?
- Create and label a picture or map of a fantasy city. What type of buildings would be in your city and what would they look like? What transport would people use in this city?
- Build a real or fantasy city using Lego, blocks or 3-D junk material from home. Play with your city using figures and vehicles.
- Draw a map of a city and direct a toy car or figure using words such as forwards, backwards, straight ahead, left, right, up, down, under and over. You can use numbers too, if you like.
- Create your own city song to the tune of 'The Wheels on the Bus'. Your song could start with, 'I went to the city and I saw...'

Thank you

Year 2 Team