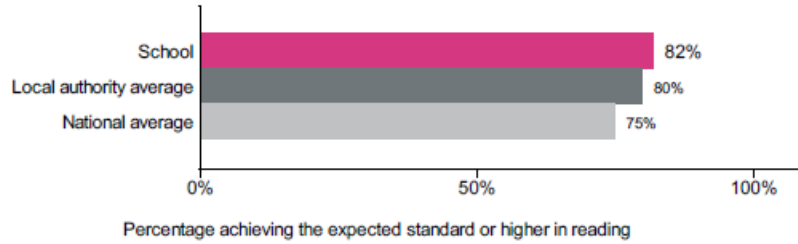


# Attainment at Beddington Infants' School compared to the attainment within the Local Authority and Nationally.

## Key Stage 1 Results

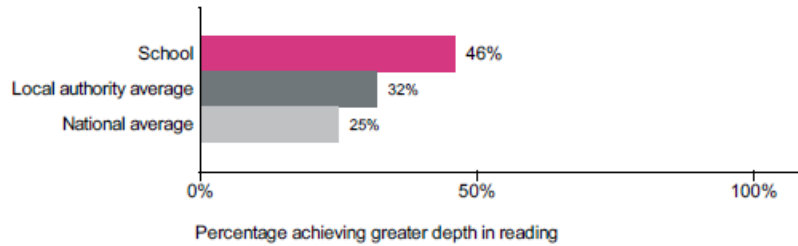
### Percentage achieving the expected standard or higher in reading

Number of pupils = 84



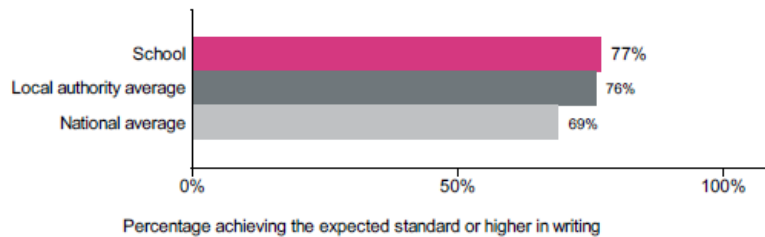
### Percentage achieving greater depth in reading

Number of pupils = 84



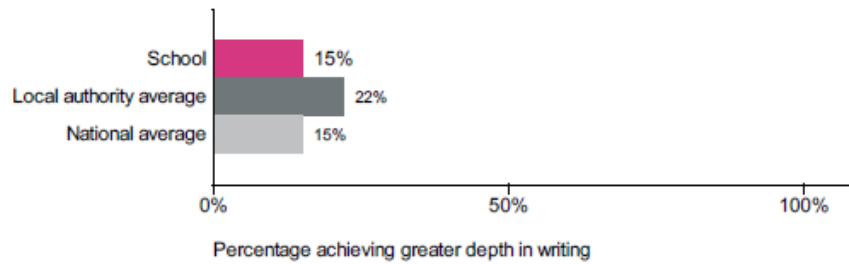
### Percentage achieving the expected standard or higher in writing

Number of pupils = 84



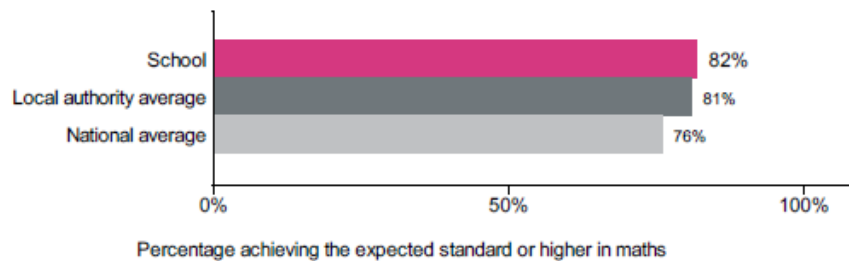
## Percentage achieving greater depth in writing

Number of pupils = 84



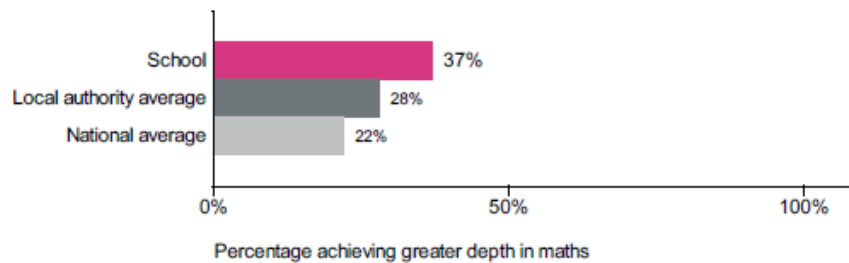
## Percentage achieving the expected standard or higher in maths

Number of pupils = 84



## Percentage achieving greater depth in maths

Number of pupils = 84

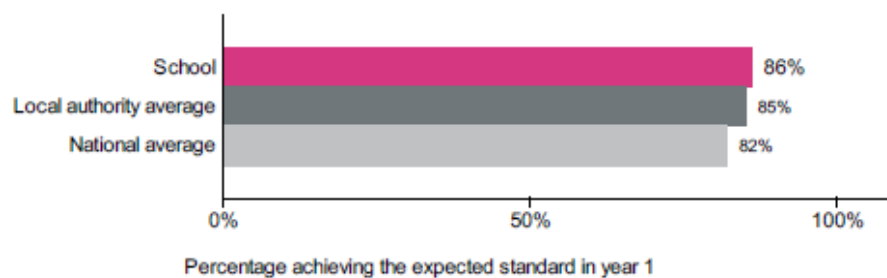


---

## Year 1 Phonic Screening

## Percentage achieving the expected standard in phonics

Number of pupils = 87



## End of Foundation Stage (Reception)

### Percentage of pupils achieving a good level of development

Number of pupils = 79

